



Recitation 7: Vue.js II

6.1040 Fall 2024

Roadmap

01 **Dynamic
Routing
Exercise**

02 **Store
Exercise**

03 **Discussion/
Resources**

04 **Wrap-Up/
Questions**

Clone Recitation 7 Repo

<https://github.com/61040-fa24/rec-7-exercise/>

Make sure to connect your own MongoDB!



Dynamic Routing Exercise

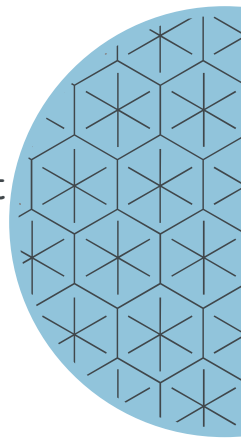
Dynamic Routing Exercise

- I. Create a dynamic route that navigates a user to their own profile page if they are currently logged in
 - a. A profile page contains only a user's own posts
 - b. *Hint: We created the ProfileView.vue page for you!*

- I. User should be routed to their own profile if 1) they are logged in when you start your server, or 2) they complete the Login form

- I. If a user is logged in, then there should be a 'Profile' in the Nav Bar

Fill in TODOs 1 and 2 in App.vue, TODO 3 in LoginForm.vue, and TODO 4 in router/index.ts





Stores Exercise

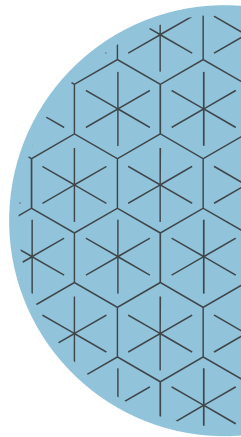
Stores Exercise

- I. When suppression is toggled on, posts from suppressed users should not be shown!
 - a. Users are suppressed/unsuppressed in the Settings page.
 - b. For suppressed users' posts, when the toggle is on, show "This is a post from a suppressed user" instead of the post information

- I. We've implemented most of store/settings.ts, but you'll need to fill in unsuppressUser

- I. Most of your code changes will be in PostListComponent.vue.

Fill in the TODOs in store/settings.ts and PostListComponent.vue





Discussion/ Resources

Vue Packages: Polished v. Non-Distinctive


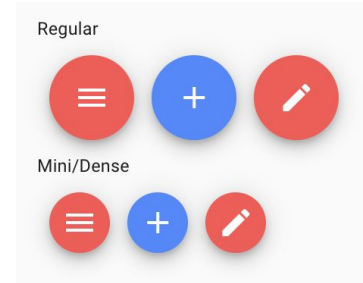
- Popular packages for styling Vue components: Google Material Design, Bootstrap, etc.
- Contain pre-styled components that you can easily import and reuse
- Pros:
 - Polished look
 - Saves you trouble of styling yourself via CSS
- Cons:
 - Non-distinctive!
 - Your app will look like every other app that uses this design system
 - Does not help with learning necessary design skills from using CSS yourself

Google Material Design

Individual components

```
import Vue from 'vue'  
import { MdBUTTON, MdContent, MdTabs } from 'vue-material/dist/components'  
import 'vue-material/dist/vue-material.min.css'  
import 'vue-material/dist/theme/default.css'
```

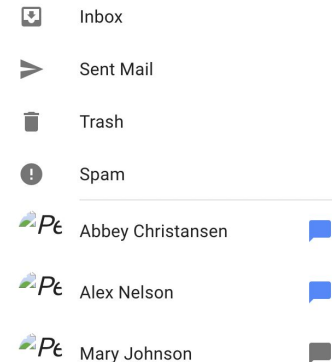
```
Vue.use(MdBUTTON)  
Vue.use(MdContent)  
Vue.use(MdTabs)
```



Docs: <https://www.creative-tim.com/vuematerial/getting-started>

Theme Customization:

<https://www.creative-tim.com/vuematerial/themes/concepts>



Bootstrap

```
<div>
  <b-button size="sm" @click="toggle">
    {{ show ? 'Hide' : 'Show' }} Alert
  </b-button>
  <b-alert
    v-model="show"
    class="mt-3"
    dismissible
    @dismissed="dismissed"
  >
    Hello {{ name }}!
  </b-alert>
```

Hide Alert

Hello BootstrapVue!



Docs: <https://bootstrap-vue.org/docs>

Theme Customization:

<https://bootstrap-vue.org/docs/reference/theming>

- You can use Vue packages in your assignments/project, but we encourage you to not heavily rely on them!
- Use Vue packages *in addition to* your CSS styling, *not in place of* your CSS styling!
- Some commonly used Vue styling libraries:
<https://www.syncfusion.com/blogs/post/top-10-vue-component-libraries.aspx>



Wrap-Up/ Questions
