

R1: Static Site Generators

6.1040 Fall 2024

9/5/2024

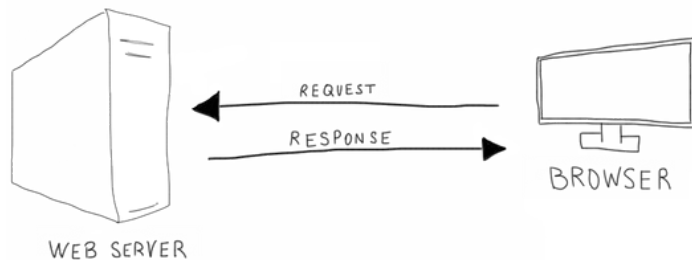
Roadmap

1. Introductions
2. What are Static Site Generators and VitePress?
3. VitePress concepts + Demo
4. Partner Exercise!

Static Sites

- Website where every user sees the same site and only site owners can modify the site
- Ways to build:
 - HTML + CSS from scratch
 - Website Builders (Wix, Squarespace, etc)
 - **Static Site Generators**

Why do we need yet another way to make static sites? What's wrong with the other ways?



STATIC WEBSITE

Static Site Generators

- Tools for building static sites
- Ex: the class website (built using Jekyll), and many other documentation websites
- **VitePress**: the SSG we'll be using in 6.1040

Why VitePress in 6.1040?

- Uses Vue.js and Node.js, frameworks we use in the class
- Well supported and frequently updated
- Styles can be customized with custom CSS and Vue



VitePress: Key Concepts + Demo

- Key Concepts:
 - Markdown
 - Frontmatter
 - Layouts
 - Collections
- Follow along with your own repo!
 - **cd your-repo-path**
 - **npm run docs:dev**
 - Navigate to **localhost:5173** or wherever your local repo is running

Markdown

- A simple markup language that allows you to customize text with italics, bold text, numbered lists, images, links, etc. **without needing HTML**
 - Can still use HTML if something is not supported in MD
- [Markdown Guide/cheat sheet](#)

Element	Markdown Syntax
Heading	# H1 ## H2 ### H3
Bold	**bold text**
Italic	<i>*italicized text*</i>
Blockquote	> blockquote
Ordered List	1. First item 2. Second item 3. Third item
Unordered List	- First item - Second item - Third item

Front matter

- The metadata about a page
- Lies at the top of the markdown file
- Formatted in between 2 dashed lines

```
1  ---
2  title: Blog 1
3  layout: doc
4  ---
5
6  # Blog 1
7
8  Write some cool stuff here!
9
```

Front matter

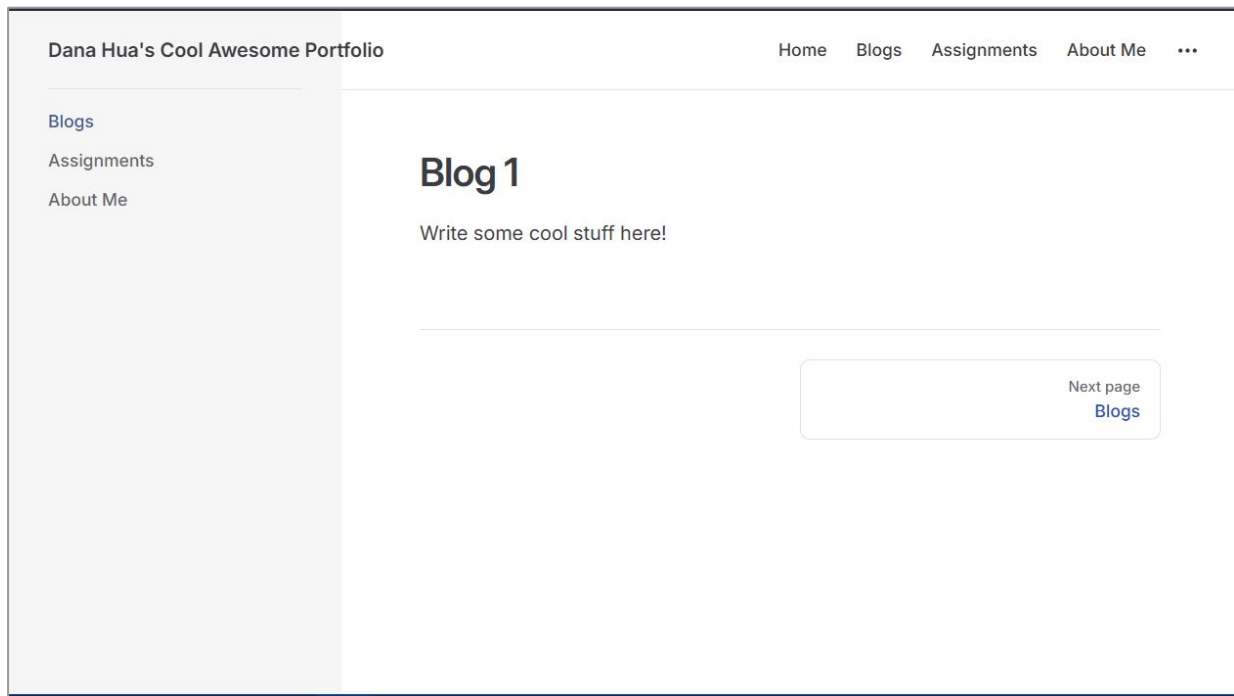
Content

Layout

- Represents a certain way of generating a page
- VitePress has 3 layouts by default
 - **doc**
 - **page**
 - **home**

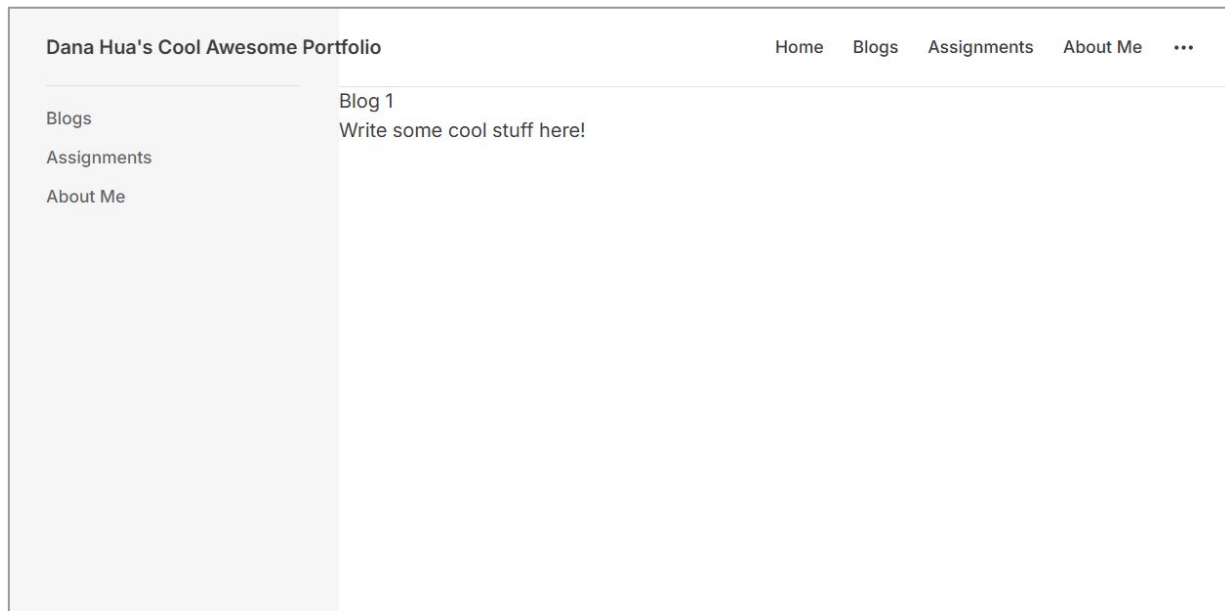
Layout: doc

- Menu
- Next/Previous page
- Styled to look like a document



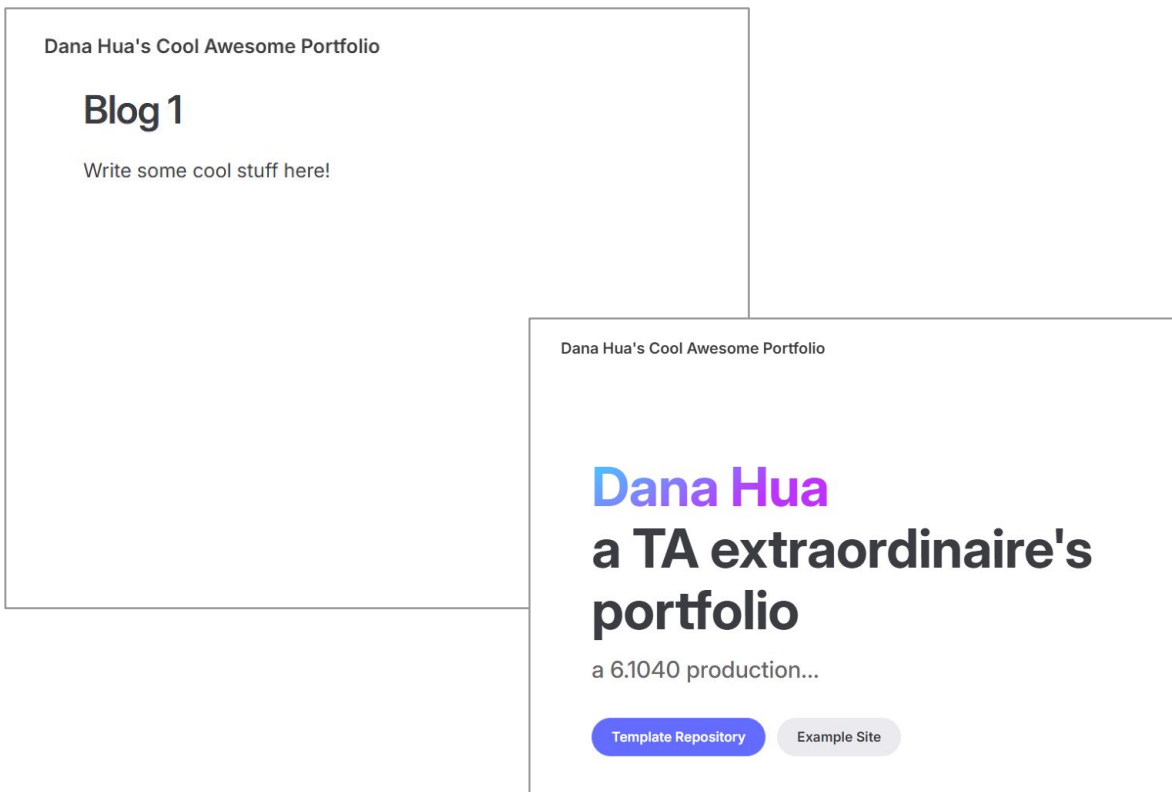
Layout: page

- Menu
- No automatic styling; add your own



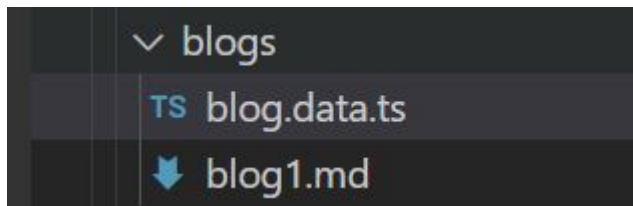
Layout: home

- No menu
- Homepage styling
- Can add extra features (like the buttons)



Collections

- A collection is a number of files that are treated as a set
- In VitePress, you put all files of a collection into one directory, and add an export file
- **Example:** the blogs folder in your repo



```
TS blog.data.ts X
dhua-portfolio > docs > blogs > TS blog.data.ts > ...
1  import { createContentLoader } from "vitepress";
2
3  export default createContentLoader("blogs/*.md");
4
```

Exercise: Adding an about me page

1. Find a partner and introduce yourself!
2. Work together to add an about me page to your site (each partner should make a page for themselves)
 - a. **Step 1:** create a new file, ``about.md`` and navigate to ``/about.html`` on your site
 - b. **Step 2:** add a bio (who you are, where you're from, and what you're looking forward to in 6.1040)
 - c. **Step 3:** add a profile picture to your page
 - d. **Step 4:** add a link to your About Me page to the navbar/menu

Further Customization

- Further customization can be done by writing additional **Vue** or **CSS**
- You can try playing around with this in a few weeks after learning **HTML + CSS!**

Resources

- <https://61040-fa24.github.io/pages/site-builders.html>
- <https://www.markdownguide.org/>
- <https://vitepress.dev/>